

CALFRESH E&T PROGRAM

THE FRESNO BRIDGE ACADEMY

PETER WEBER, FOUNDER AND CHAIRMAN
ARASELY ROSAS, PROGRAM MANAGER

County Welfare Director's Association
Annual Conference

October 7th, 2016

The War on Poverty : 50 Years Later

- ❖ 92 federal poverty programs
- ❖ Estimated expenditures: \$22 Trillion
- ❖ \$799 billion expended in 2012

The War on Poverty : 50 Years Later

	<u>1965</u>	<u>2015</u>
--	-------------	-------------

U. S. Poverty Rate

- | | | |
|-----------------------------------|-------|-------|
| ▪ U.S. Census Traditional Measure | 17.3% | 14.9% |
| ▪ Supplemental Poverty Rate | | 15.3% |

The War on Poverty : 50 Years Later

1965 2015

California Poverty Rate

- U.S. Census Traditional Measure 16.4% 16.0%
- Supplemental Poverty Rate 23.4%
- California Poverty Measure* 40.8%

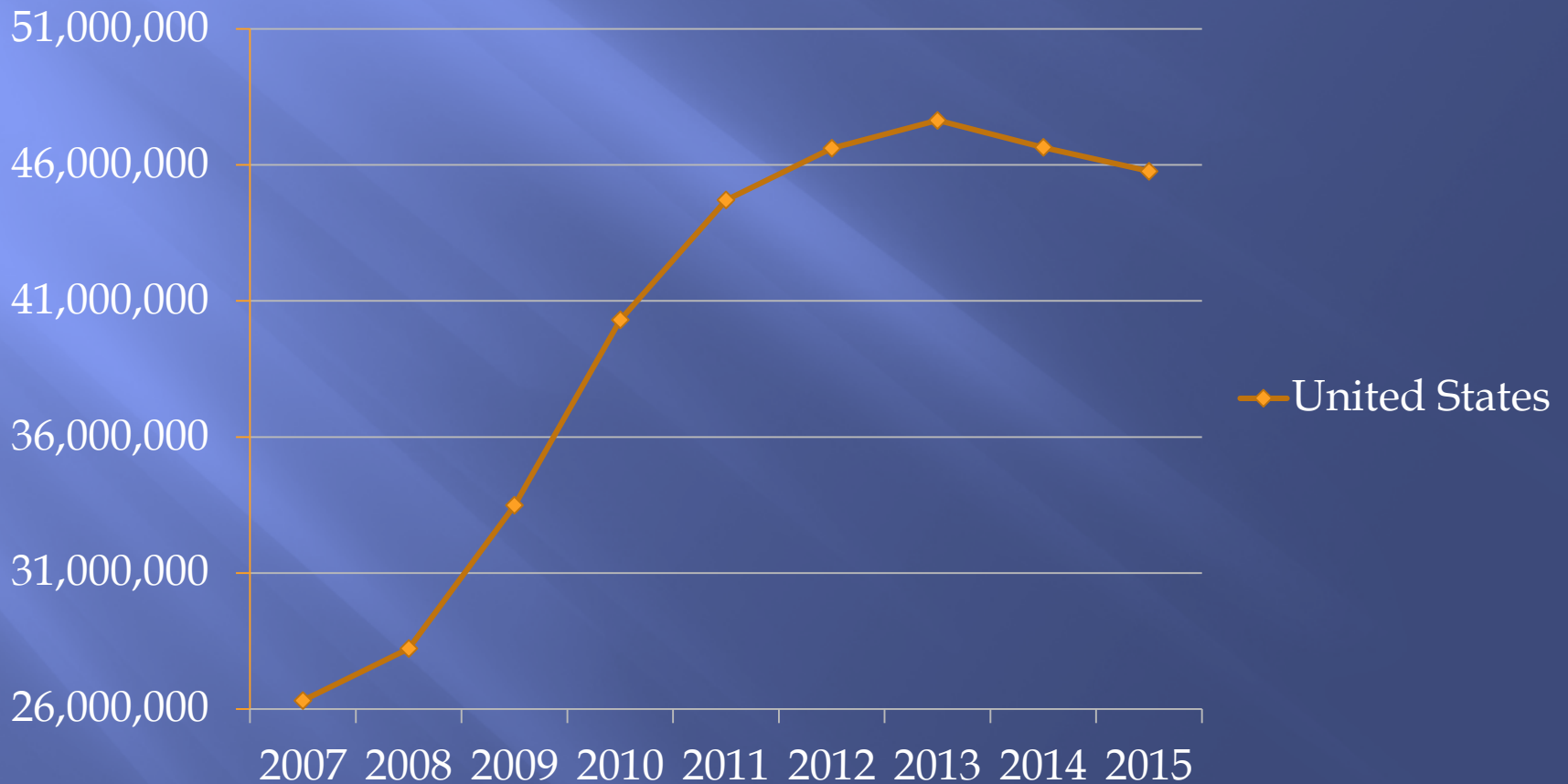
** PPIC and Stanford Center on Poverty and Inequality: "Poor or near-poor Californians"*

One Program: The Supplemental Nutrition Assistance Program (SNAP) (CalFresh in CA)

- ▣ The Nation's Food Safety Net
- ▣ Run by the USDA's Food and Nutrition Services Agency (FNS)
- ▣ 2015 Budget:
 - FNS \$82.0 Billion
 - Direct Aid (Food Stamps) \$71.5 Billion
 - Employment and Training (E&T) \$0.3 Billion
- ▣ E&T 100% and 50/50 Funding

SNAP Beneficiaries, U.S.

Beneficiaries



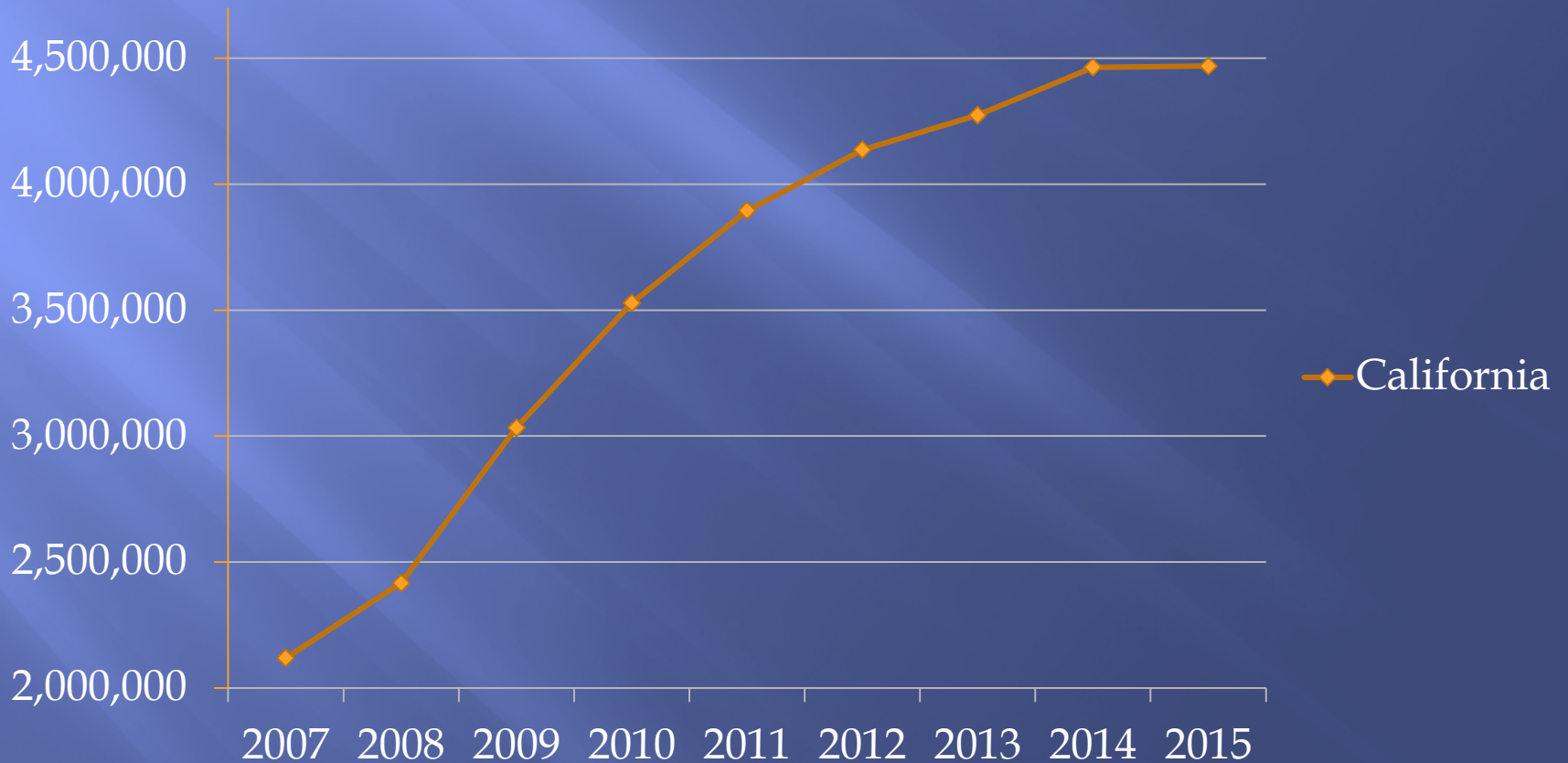
SNAP Expenditures, U.S.

Expenditures

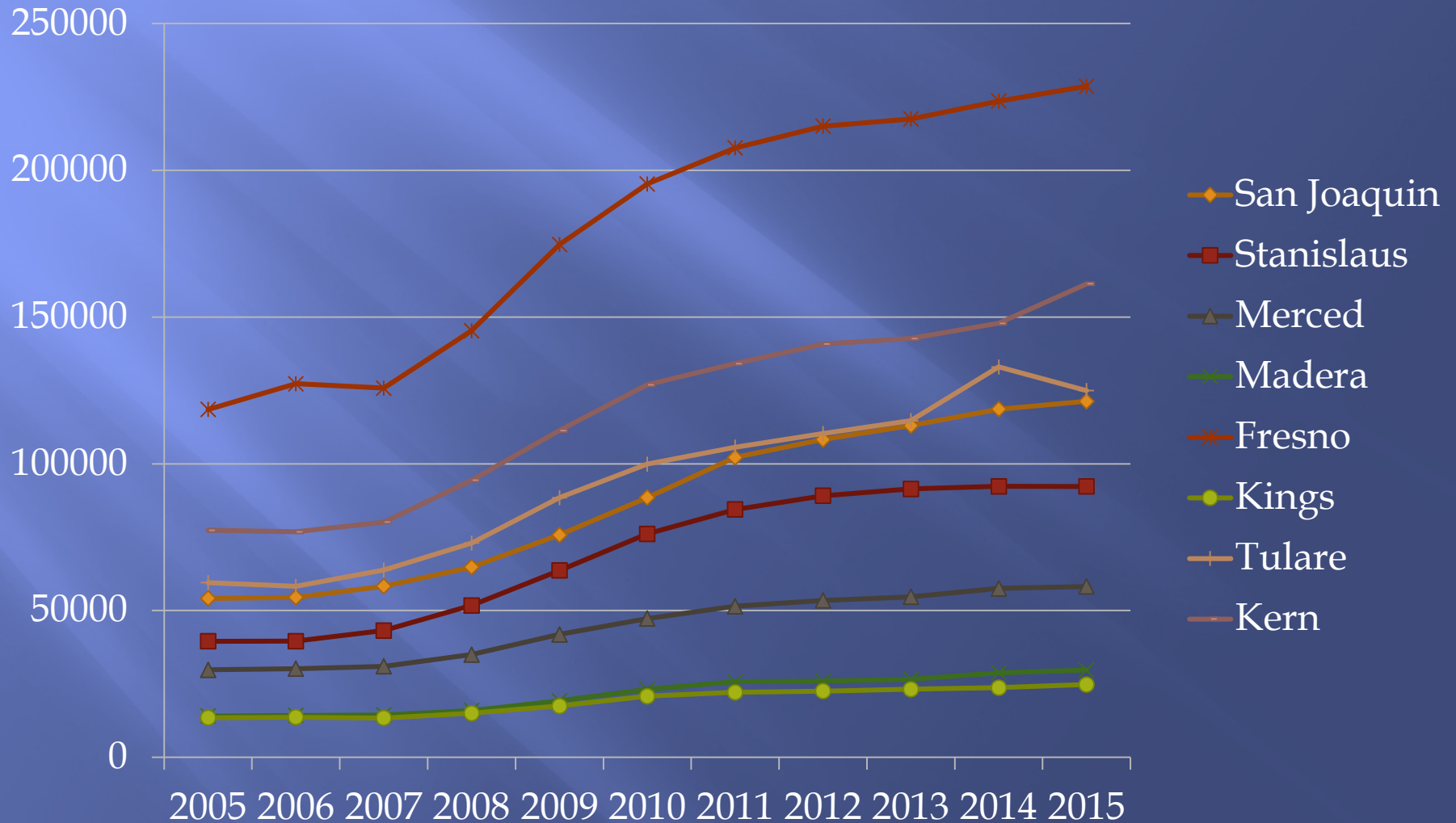


CalFresh Beneficiaries, CA

Beneficiaries

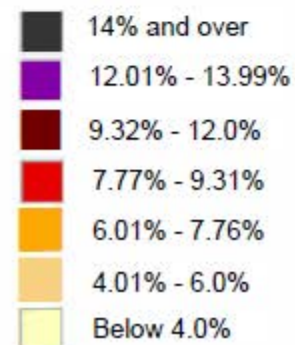
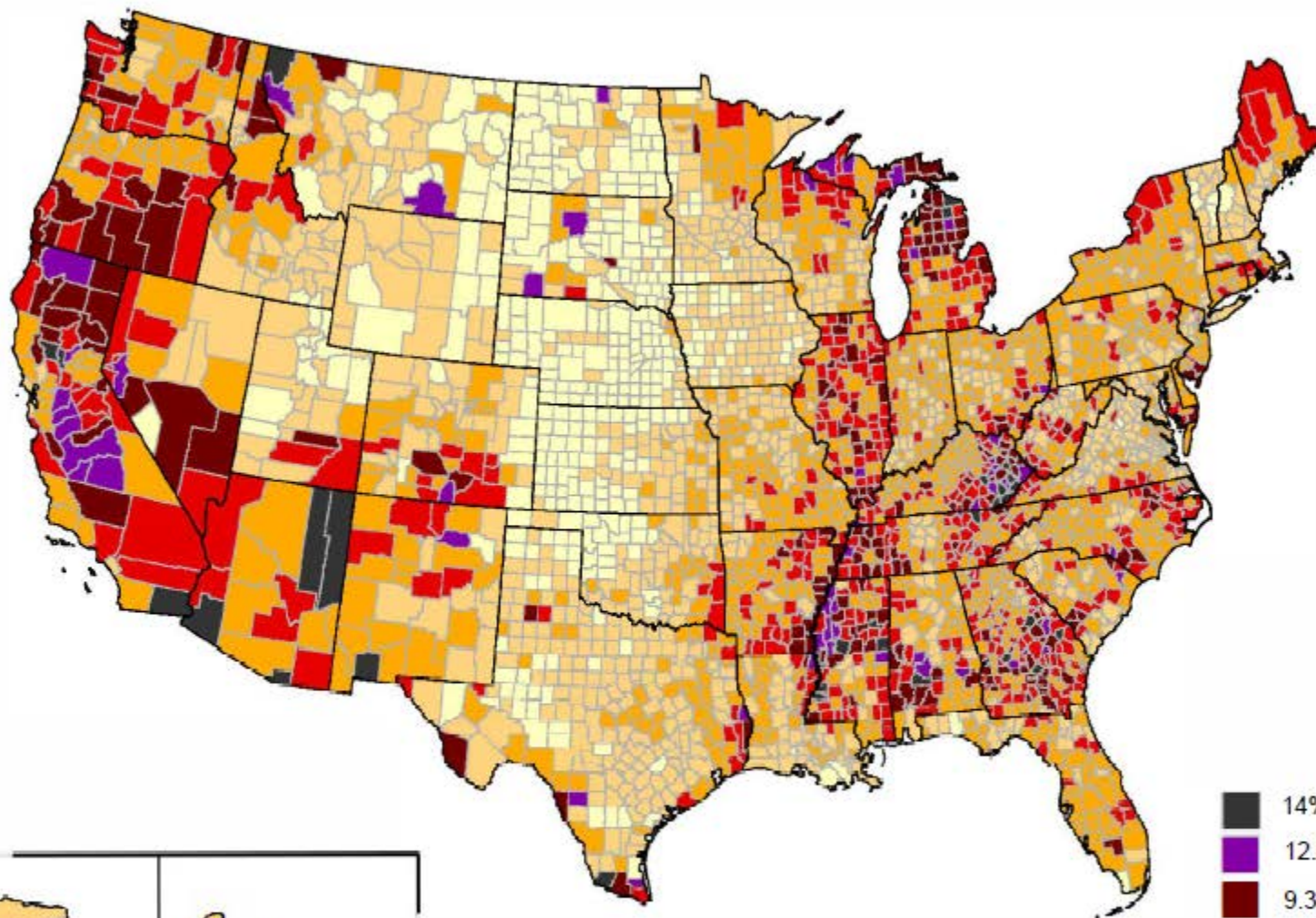


San Joaquin Valley CalFresh Beneficiaries



U.S. Unemployment Rate including Puerto Rico 7.77%, Labor Surplus Rate 9.32%

January 1, 2012 - December 13, 2013



SOURCE: Bureau of Labor Statistics

The Fresno Bridge Academy

READING AND BEYOND

Launched in 2010

Mission of the Fresno Bridge Academy (FBA)

- ▣ Society will always need a safety net.
- ▣ The FBA mission is to reduce the number of people who need it...
- ▣ ...While providing positive returns to taxpayers.

Fresno Bridge Academy

Key Facts


- ▣ Launched in 2010 in two sites.
- ▣ Fresno County E&T Program launched in 2012.
 - Primarily focused on SNAP beneficiaries.
- ▣ 1,900 families through June 2016.
- ▣ Funded to enroll 1,700 more families.
- ▣ One of only ten nationwide pilots selected by USDA for evaluation to inform public policy.
- ▣ Now in nine sites in Fresno County.
- ▣ Bridge Academies now in Madera, San Joaquin and Napa counties.
- ▣ James Irvine Foundation Leadership Award.

Eight Guiding Principles

A Family-Focused, Place-Conscious Model

1. Dual-Generation Theory of Change
2. **Holistic – all aspects of self-reliance**
3. Mentorship-based
4. **Place-based for ease of service access**
5. Collaborative - builds on what already exists
6. **Jobs with Upward Mobility: “A-B-C” Approach**
7. Evidence-based
8. **Outcomes-based**

Fresno Bridge Academy Success Stories



Fresno Bridge Academy Outcomes to Date

- ▣ More than 80% of “net enrolled” achieve material income gains.
- ▣ More than 80% retain employment after 1 year.
- ▣ 30% achieve full self-reliance in 18 months.
- ▣ Taxpayer returns: \$5.50 per taxpayer dollar invested.



Benefit Calculator

[Methodology](#)
[Instructions](#)

For every \$1 spent on the program, the benefit for taxpayers and participants is

For every \$1 spent on the program, the benefit for taxpayers only is

Click on an Impact in the table to adjust assumptions

Total Benefits of Impact Areas

Impact Area	Total Benefit	Participants/Others	Taxpayers
Clients Wages	● \$ 16,691	● \$ 13,686	● \$ 3,004
CalFresh Benefits	● \$ 0	● -\$ 2,446	● \$ 2,446
General Tutoring	● \$ 751	● \$ 616	● \$ 135
ELL Tutoring	● \$ 615	● \$ 504	● \$ 111
GED Completion	● \$ 16,192	● \$ 13,278	● \$ 2,915
Pre-K Education	● \$ 2,226	● \$ 1,826	● \$ 401
Crime	● \$ 79	● \$ 71	● \$ 8
~~~~~Total	● \$ 36,555	● \$ 27,535	● \$ 9,019

Cost for a Program Participant

[Save Scenario](#)
[Print](#)


Change Model Assumptions

Tax Rate



Discount Rate



[Adjust County Arrests](#)

Impact Area: Clients Wages

Average Client Age	35
Max Age of Wage Earning	65
Monthly Wage-Participant	\$284
Monthly Wage-Others	\$102

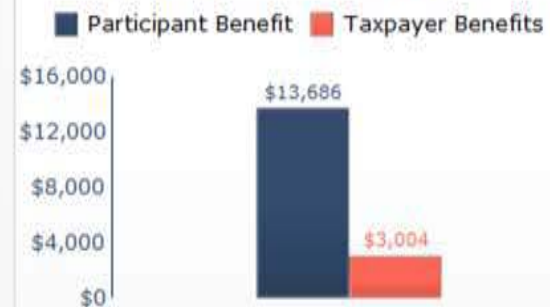
% of Impact that is Causal



Annual Impact Fadeout

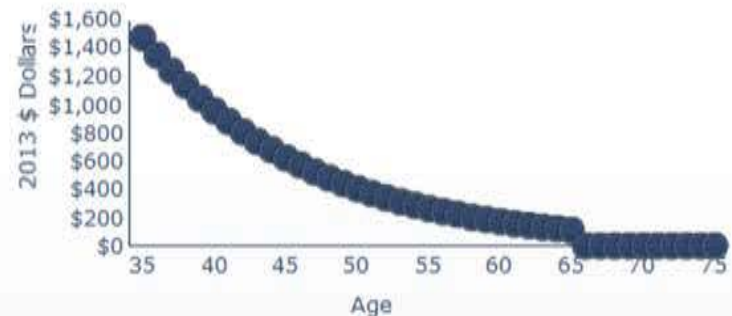


FBA Impact, Client's Wages



Annual Impact on Client Wages

Discounted Difference in Wages



# SNAP E&T Pilot Program

## \$12.2M USDA Grant

- ▣ **Scalability:** “Net Enroll” additional 1,500 families
- ▣ **Replicability:**
  - Expand from 3 to 9 sites
    - Southeast
    - West Fresno
    - Lowell
    - El Dorado Park
    - Central
    - Pinedale
    - Reedley
    - Kerman
    - Selma
  - At least 75% to obtain/retain employment
  - At least 45% to achieve/retain self-reliance
  - Minimum 4 to 1 benefit to cost ratio
- ▣ **Added Interventions:**
  - Wage subsidy program
  - Participant incentives for skills upgrades and program retention after obtaining FT employment
  - Education Navigators

*Bridge Academy Model  
Replication*



# Bridge Academy Replication

- ▣ Current Replication Sites:
  - San Joaquin County
    - ▣ Third Party Provider: Community Partnership for Families of San Joaquin County
  - Madera County – FFY 17
    - ▣ Third Party Provider: Reading and Beyond
  - Napa County – FFY 17
    - ▣ Internal County Program



# Bridge Academy Replication

## Technical Assistance

- Pre-launch

- State Plan & Budgeting
- Contracting Process
- Referral Process
- Individualized Policy & Reporting Tools
- Hiring Assistance

- Post-launch

- Staff training
- Implementation Assistance
- Progress Monitoring

- On-going

- Return on Investment Calculator
- Learning Community
- Program Updates
- Funding Opportunities

# Bridge Academy Replication

- ▣ Minimum Start-Up Replication Site:
  - 200 “net enrolled” families over 30 months
    - ▣ Continuous enrollment with 105 families enrolled over the first 18 months, additional 95 families enrolled over the last 12 months
  - Enrollment period per family:
    - ▣ 18 months
  - Target outcomes after 30 months:
    - ▣ 100 families graduated; additional 100 families remain enrolled.
  - Target Outcomes at graduation:
    - ▣ 75% “success rate”; 25% self-reliant after 18 months
  - Total cost of Minimum Replication Site:
    - ▣ Approximately \$125k per year

# *Policy Considerations*

Federal and State

# Federal SNAP E&T Program Policy

- ❑ Program created in 1985
- ❑ Funding: \$290 Million (0.33% of FNS Budget)
- ❑ Serving only 1.4% of SNAP beneficiaries
- ❑ No Outcome Measures
- ❑ Pilot Program evaluation by 2021.

# California E&T Policy

(Approximately 4.5 Million SNAP Beneficiaries)

- ❑ **Mandatory or Voluntary?**
  - ❑ Voluntary: 34 of 58 CA counties participating
- ❑ **State Match?**
  - None
- ❑ **Longitudinal Data Tracking Systems?**
  - None (only collecting data for Fresno Pilot)
- ❑ **Outcomes-Based?**
  - No



# *CALFRESH E&T PROGRAM*

## *THE FRESNO BRIDGE ACADEMY*

PETER WEBER, FOUNDER AND CHAIRMAN  
ARASELY ROSAS, PROGRAM MANAGER

County Welfare Director's Association  
Annual Conference

October 7th, 2016