



California  
Children's  
Trust

# MAXIMIZING MEDICAID FUNDING: LEVERAGING THE COMMON DENOMINATOR ACROSS ALL CHILD SERVING SYSTEMS TO RE-INVENT BEHAVIORAL HEALTH

Overview and Call-to-Action

*CWDA , Fall 2020*



# THERE IS A CRISIS IN CHILDREN'S MENTAL HEALTH

Consider the facts



**Increase in inpatient visits for suicide, suicidal ideation and self injury**  
for children ages 1-17 years old, and 151% increase for children ages 10-14



**Increase in mental health hospital days**  
for children between 2006 and 2014



**Increase in the rate of self-reported mental health needs**  
since 2005



**California ranks low in the country for providing behavioral, social and development screenings that are key to identifying early signs of challenges**



# THE “PRICE” IS HIGHER FOR BLACK AND BROWN CHILDREN

They receive the wrong services at the wrong time

**81%**

81% of children on medicaid are **black or brown**.

**2X**

The **suicide rate for black children**, aged 5-12 is 2x that of their white peers.


**70%**

70% of youth in California's **juvenile justice system have unmet behavioral health needs**, and youth of color are over-represented in the system.


**Addressing disproportionality in the mental health system is not just a matter of tweaking access or programs, it is a matter of rooting out racist infrastructure.**



## AND ALTHOUGH ELIGIBILITY FOR MENTAL HEALTH SERVICES HAS INCREASED



**6 million of California's 10 million children** are covered by Medi-Cal and EPSDT entitlement (a 33% increase over last five years)



**96% of California children** are covered by a health plan with a **mental health benefit**

# ACCESS TO MENTAL HEALTH SERVICES, ESPECIALLY FOR VULNERABLE CHILDREN, HAS DECLINED



**The access rate** (one-time visit), has declined from 4.5% to 4.1%. For ongoing access (more than 5 visits), the rate is down to 3%



Those accessing care, are approaching the system **in crisis**



There has been a 20% increase in **crisis service utilization** since 2011

# WE HAVE A ONCE-IN-A-GENERATION OPPORTUNITY TO ADDRESS THE CRISIS

Public opinion and policymaker agendas are aligned

- **Political will:** New administration has stated focus on children's well-being.
- **Community support:** Half (52%) of all Californians say their community does not have enough mental health providers to serve local needs.

## To take advantage of this moment in time we must:

- Embrace the critical need to reform our financing strategy, **and**
- Fundamentally transform how we fund and administer children's behavioral health services, **during a time when**
- COVID-19 has created massive holes in local safety net services due to dramatic revenue decreases and budget cuts.

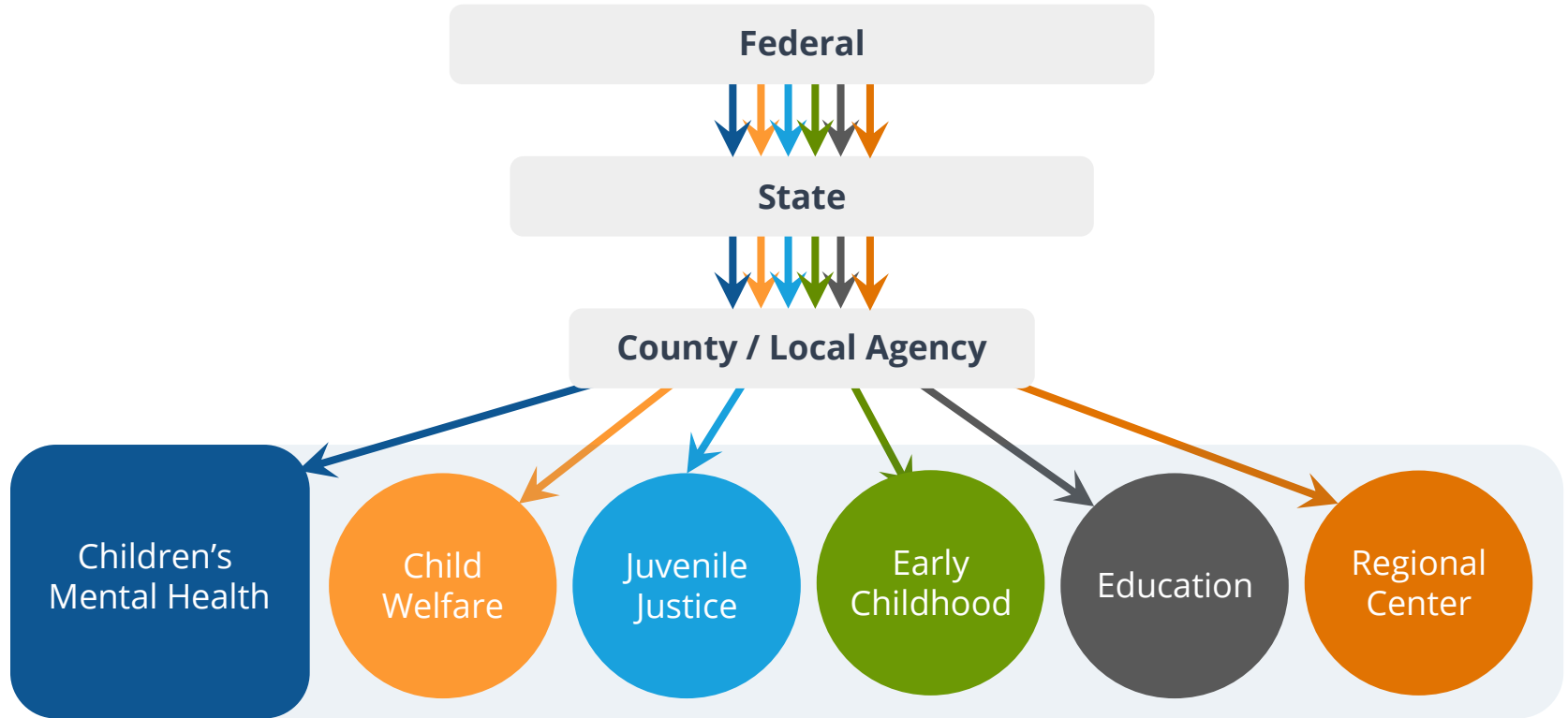


A dark blue silhouette of the state of California is positioned on the left side of the slide, partially overlapping a lighter blue circular graphic. The background is a solid medium blue.

**WHAT WILL CALIFORNIA DO—**  
AS THE FIFTH LARGEST ECONOMY IN THE  
WORLD—WHEN IT SEES THAT TWICE AS MANY  
OF ITS CHILDREN ARE TRYING TO KILL  
THEMSELVES?

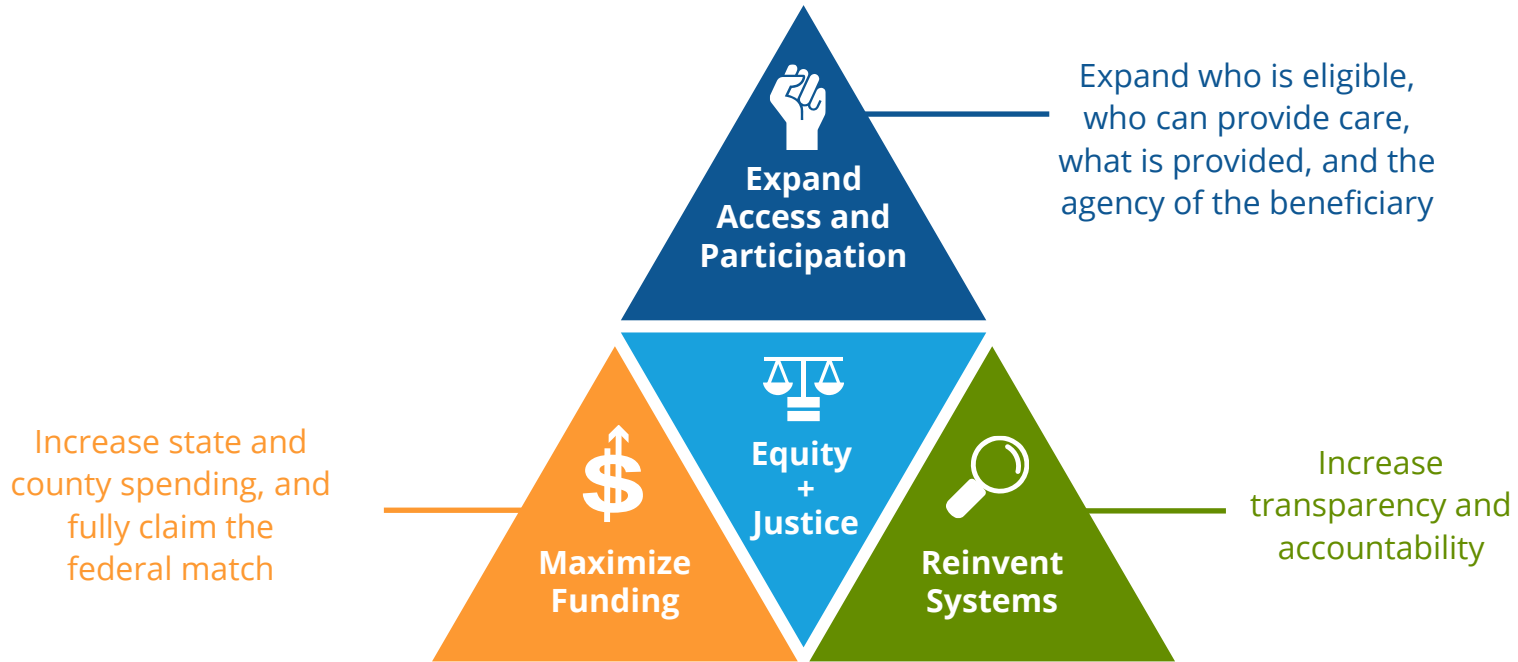
## THE SOLUTION

# MEDICAID IS THE TIE THAT BINDS FRAGMENTED CHILDREN'S SYSTEMS





# THIS IS THE TRUST'S FRAMEWORK FOR SOLUTIONS



**BEFORE WE CAN TALK ABOUT  
SOLUTIONS, WE HAVE TO  
UNDERSTAND THE SYSTEMS AND  
THE PROBLEMS**

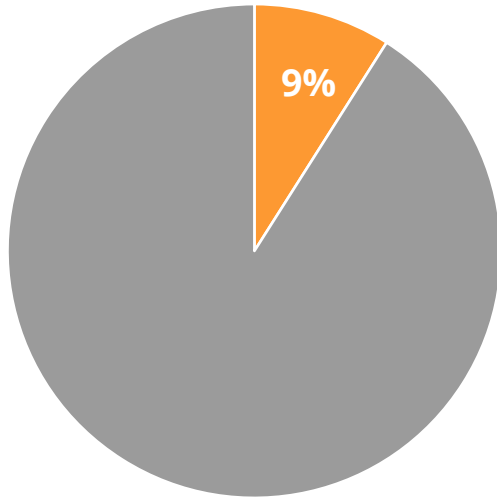


## THE SYSTEMS

# MEDICAID BY THE NUMBERS

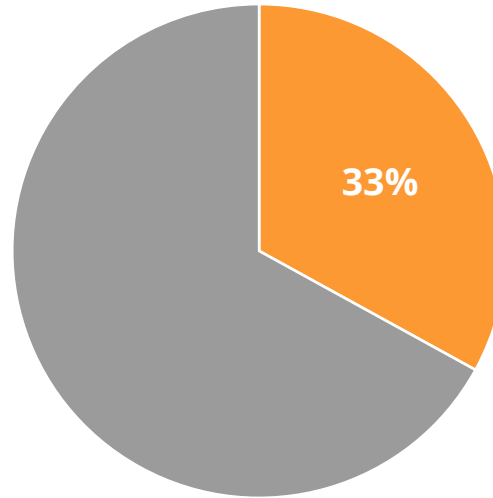
1/3 of Californians are covered by Medi-Cal (California's version of MEDICAID), which underinvests in their mental and behavioral health. Children are historically the most underfunded.

**Total Dollars:** \$105.2 Billion



**BEHAVIORAL  
HEALTH:**  
\$12 BILLION

**Total Californians:** 39 Million



**MEDI-CAL  
COVERED:**  
13 MILLION



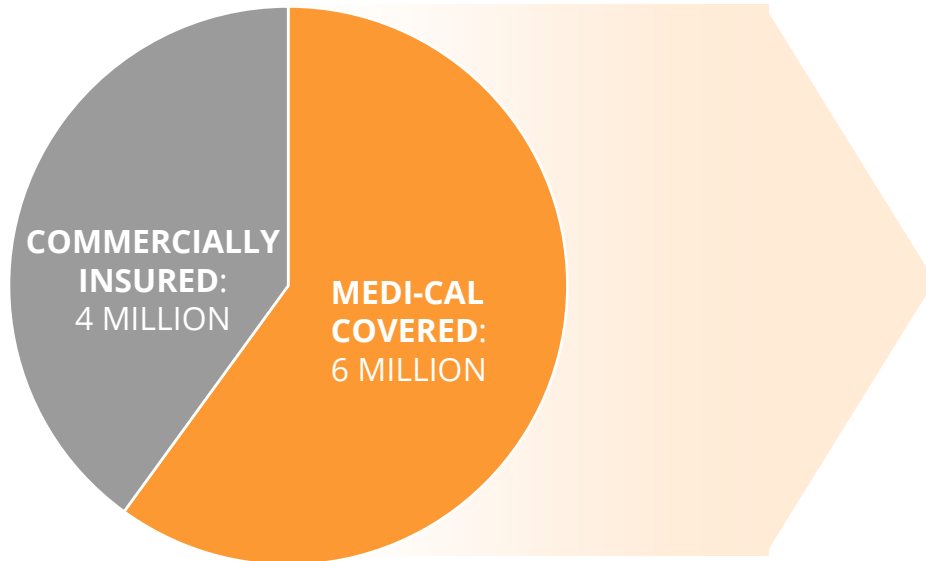
\*Current budget estimates show a 25% increase in Medi-Cal enrollees due to COVID-19

## THE SYSTEMS

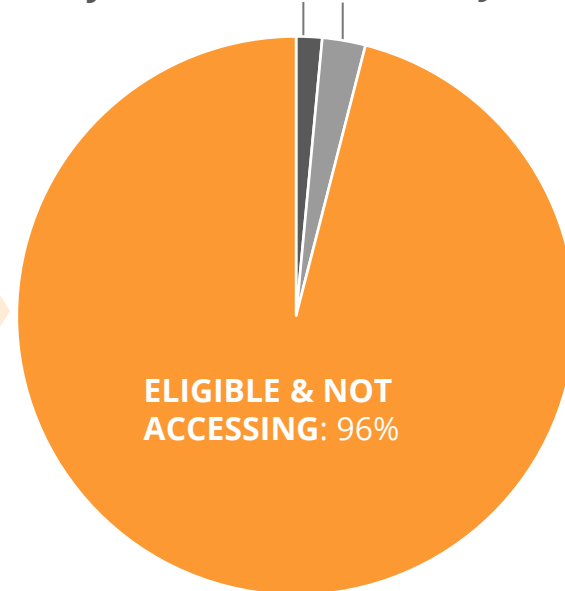
# MEDICAID BY THE NUMBERS - CALIFORNIA'S KIDS

Almost 6 out of 10 children are covered by Medi-Cal. They are served by county administered Specialty Mental Health Plans (MHP) and Medi-Cal Managed Care Organizations (MCO'S)

**Total California Children:** 10 Million



**MCO Total Served Annually:** 90,000 Kids  
**MHP Total Served Annually:** 152,409 Kids



## THE SYSTEMS

# CHILDREN HAVE UNIQUE ACCESS TO FEDERAL MATCHING DOLLARS

**EPSDT** is an entitlement.

All allowable expenditures for eligible populations must be matched.



## THE SYSTEMS

### ORIGIN STORY OF EPSDT: THE VIETNAM WAR

- 50% of draftees failed their medical and/or mental health entrance exam for reasons that it was determined could have been addressed in childhood and adolescence.
- These young adults typically came from impoverished families (nearly 50%) and had experienced unrelenting deprivation in health care, education, and employment.
- The report's findings provided compelling evidence for an underlying tenet of President Johnson's conclusion that improving the health and well being of the nation's poor required strategies aimed at ameliorating the effects of social, economic, and health disparities—a foundational finding for the establishment of EPSDT.



## THE SYSTEMS

### THE FEDERAL MATCH IS GUARANTEED

- **Certified Public Expenditure (CPE)** = A state's use of public funds spent by other government entities (in this case, a county) to claim federal reimbursement for Medicaid services.
- **Federal Financial Participation (FFP)** = The Federal share of Medicaid dollars – GUARANTEED



**CPE**



**FFP**



**a Medicaid Expenditure**





## THE PROBLEMS

# CALIFORNIA'S FRAGMENTED, CAUTIOUS AND COMPLEX SYSTEMS

- Fragmented child-serving systems make it difficult to coordinate care and find innovative payment solutions.
- Entrenched cultural differences amongst systems undermine trust and collaboration.
- The structure of the federal reimbursement—provider-county-state-federal—triggers cautious behavior and stymies the entrepreneurial spirit needed to find and follow CPE dollars.
- A uniquely complex and administratively burdened system for claiming specialty mental health services.



# THE SOLUTION

## FOLLOW MEDICAID DOLLARS TO FIND MONEY LEFT ON THE TABLE



### Federal Government

Distributed through Federal departments with funding authorized by Congress



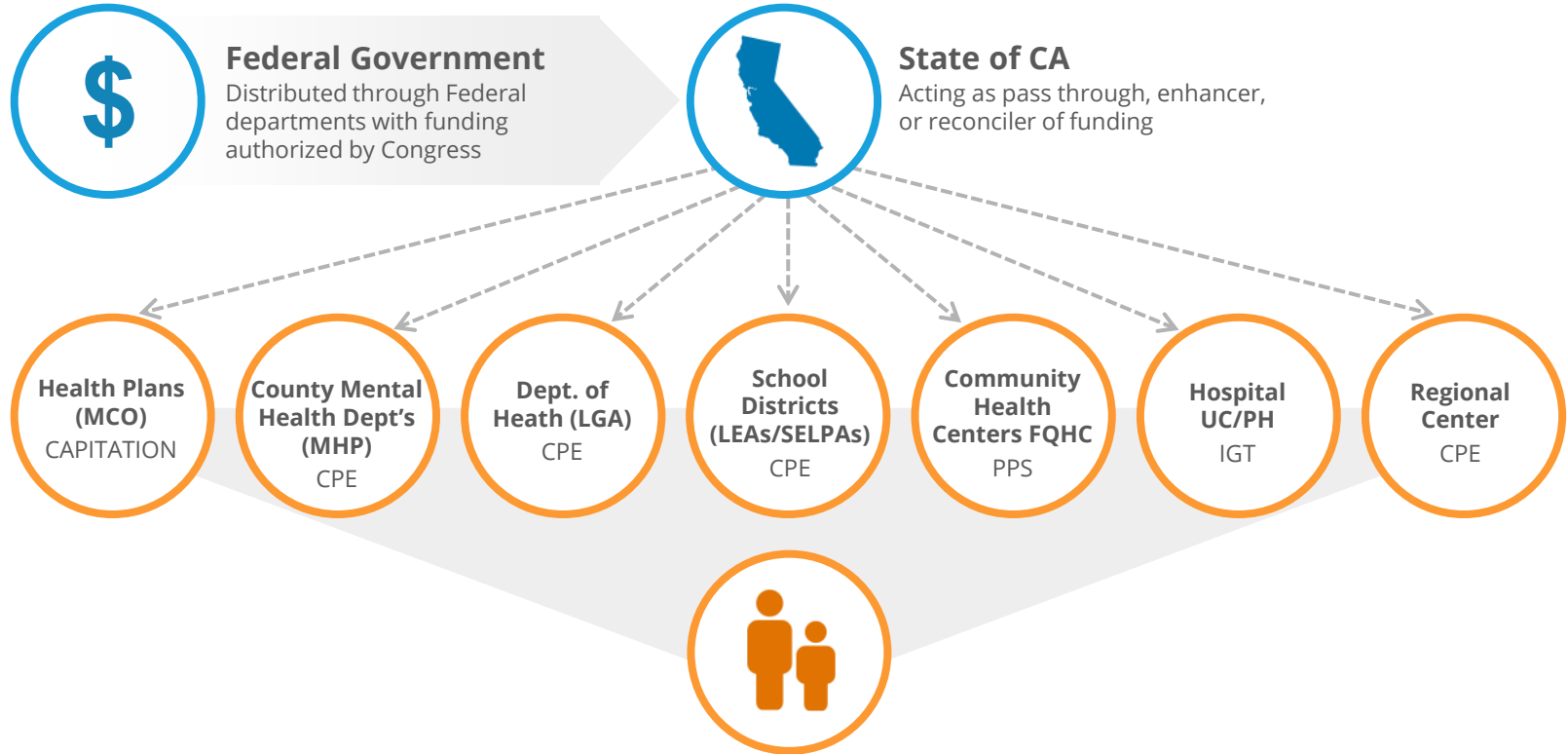
### State of CA

Acting as pass through, enhancer, or reconciler of funding



# THE SOLUTION

## FOLLOW MEDICAID DOLLARS TO FIND MONEY LEFT ON THE TABLE



# WHAT CAN WE DO TO INCREASE STATE AND COUNTY SPENDING, AND FULLY CLAIM THE FEDERAL MATCH

## How We Do It

- Transform state and local Medicaid claiming practices.
- Expand the role and participation of managed care organizations.
- Dig deeper into child-serving systems to find eligible share dollars.
- Advocate for increased Federal Medical Assistance Percentages (FMAP).

